

STEP 1

Cut a hole in the top of your pumpkin and scoop out the contents

STEP 2




Print off this template and stick it to the side of your pumpkin

STEP 3

Cut out the black shapes using a pumpkin carving knife

STEP 4

Place a lit tealight inside your pumpkin and display your creepy creation!



***adult supervision required**